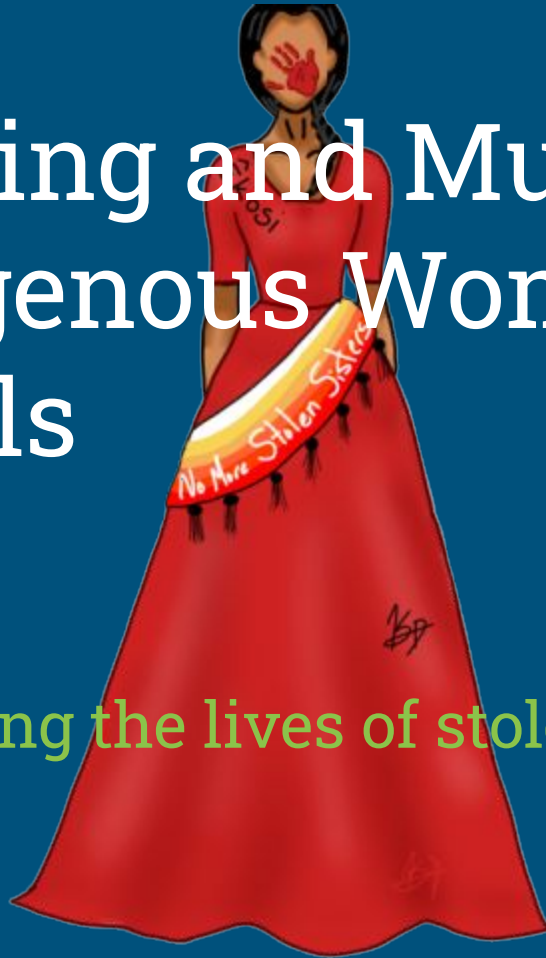



Missing and Murdered Indigenous Women & Girls

Honouring the lives of stolen sisters.



The Red Dress



Digital Art done by: **Kierra D.**

-- a grade 9 student at the Yorkton Regional High School

"The **REDress Project** by Jaime Black is a public art installation that was created in response to the missing and murdered Indigenous women (MMIW) epidemic in Canada and the United States.

[Jamie] Black chose the colour red after conversations with an indigenous friend, who told her red is the only colour the spirits can see.

'So (red) is really a calling back of the spirits of these women and allowing them a chance to be among us and have their voices heard through their family members and community'.^[5]

Black has also suggested red **"relates to our lifeblood and that connection between all of us",^[4]** and that it symbolises both vitality and violence.^[6]

The dresses are empty, so that they evoke the missing women who should be wearing them. Black has said: "People notice there is a presence in the absence".^{[4][6][7]}

https://en.wikipedia.org/wiki/REDress_Project

The Project

Window Art - Honouring MMIW

Backstory: My name is Katherine Koskie, and I am a teacher at the Yorkton Regional High School within Good Spirit School Division.

My students were in a program called Engaging Young Leaders in partnership with the Yorkton Tribal Council (YTC) and Big Brothers, Big Sisters this year.

In that group, students created women in red dresses to honour Missing and Murdered Indigenous Women and Girls. These were displayed at YTC's justice conference in the winter.

I have adapted these plans to be online-friendly, so you can easily create them at your own house.

My hope is that we can display these on May 5th, as it Canada's National Day of Awareness for Missing and Murdered Indigenous Women



Display your final project in the window to honour Missing and Murdered Indigenous Women & Girls



The Project!

YRHS students making them for YTC's Justice Conference

List of Supplies Needed

- Red paper (large or small, depending on what size you are doing)
 - If you only have white paper, you can simply print that off and colour it in red!
- Template of woman's outline (on Step One slide)
- Art utensils (paint, crayons, markers, etc.)
- Tape
- Scissors

Step 1: print off paper templates

Please [click here](#) if you would like the **larger** window art piece.

This will require a large bulletin board sheet, (or taping multiple pieces of printer paper together.)

Please [click here](#) if you would like the **smaller** window art piece.

This will require one piece of printer paper.

Step 2: combine template & cut it

*This step is only if you are doing the larger art piece.



[Click here](#) to access video instructions on how to piece together the templates.

Step 3: trace outline on red paper & cut it



[Click here](#) to access video instructions for this step.

Step 4: paint! or draw!

You can use any type of art utensil to do this. I used acrylic paint in my version.



[Click here](#) to access video instructions on painting & displaying the piece!

This is for you,
The Mothers.
Sisters.
Daughters.

Nieces.
Girlfriends.
And Wives.

Cousins.
Friends.
and
Passerbys.




I encourage everyone to look at the [“Additional Resources”](#) page.
Statistics tend to dehumanize people, so seek out individual stories
and experiences. Everyone deserves the chance to flourish.

Empathy comes from knowledge and understanding.

Step 5: Display on your final piece on your window for May 5th!

If you complete the project, please hashtag:



#MMIW

#GSSD204

#MMIWG

I can't wait to see your final product!

Tag me in your final project:

Twitter - @kkoskie

Facebook - Katherine Koskie

Instagram - @koskiek

Email - katherine.koskie@gmail.com



How Can I Talk to Younger Kids About This?

MMIWG can be a difficult topic to discuss with youth.

I do not have any children of my own, and there isn't one way to teach this, as every child is different. However, I did seek out information from outside sources.

Brainstorm:

How can we make sure people around us are safe?

What can we do to make the world a better place?

How can we show people we love them?

In one blog I read, she explained her experience teaching her nephew and son:

“I asked the boys to name off all of the women and girls in their lives, on their own, each of them named about 15 each, with help we came close to 50 women/girls including teachers, friends, relatives. All ages, some even non-native. We wrote the names down in a circle around each boys name.

I then shared with the boys that there are over 800 missing or murdered women in Canada and asked them to think about what would happen if all of the women in their circles disappeared one day and no one knew where they went.

I asked them what they would do if even one of them went missing, a mom, a sister, a friend.”

- Amy Desjarlais

Check out her blog post here:

<https://earthtalker.wordpress.com/2014/03/11/how-to-talk-to-your-children-about-mmiw/>

Additional Resources

Video & Podcasts

- [Our Sisters in Spirit \(35 min documentary\)](#)
- [Missing & Murdered: Finding Cleo \(podcast\)](#)
- [Canada's Missing and Murdered Indigenous Women \(17 min\)](#) - Winnipeg, CAD
- [The Search: Missing and Murdered Indigenous Women | Fault Lines](#) - United States

Shorter Texts / Websites

- [Missing and Murdered \(CBC\)](#)
- [Missing and Murdered Indigenous Women and Girls \(The Canadian Encyclopedia\)](#)
- [Kairos Canada: Missing and Murdered Indigenous Women and Girls](#)
- [Honouring the Lives of Missing and Murdered Indigenous Women, Girls, Trans, and Two-Spirits](#)

Longer Texts

- [Reclaiming Power and Place: The Final Report of the National Inquiry into Missing and Murdered Indigenous Women & Girls](#)
 - [Vol. 1](#)
 - [Vol. 2](#)
- [Their Voices Will Guide Us: Student and Youth Engagement Guide \(Early Years - High School\)](#)